



NTSC U/C

PlayStation™

**NASCAR**

**98**



**EA**  
**SPORTS™**

KIDS TO ADULTS  
TM  
**KA**  
CONTENT RATED BY  
**ESRB**

SLUS-00521



## **WARNING: READ BEFORE USING YOUR PLAYSTATION™ GAME CONSOLE.**

A very small percentage of individuals may experience epileptic seizures when exposed to certain light patterns or flashing lights. Exposure to certain patterns or backgrounds on a television screen or while playing video games, including games played on the PlayStation game console, may induce an epileptic seizure in these individuals. Certain conditions may induce previously undetected epileptic symptoms even in persons who have no history of prior seizures or epilepsy. If you, or anyone in your family, has an epileptic condition, consult your physician prior to playing. If you experience any of the following symptoms while playing a video game—dizziness, altered vision, eye or muscle twitches, loss of awareness, disorientation, any involuntary movement, or convulsions—IMMEDIATELY discontinue use and consult your physician before resuming play.

## **WARNING TO OWNERS OF PROJECTION TELEVISIONS:**

Do not connect your PlayStation game console to a projection TV without first consulting the user manual for your projection TV, unless it is of the LCD type. Otherwise, it may permanently damage your TV screen.

## **HANDLING YOUR PLAYSTATION DISC:**

- This compact disc is intended for use only with the PlayStation game console.
- Do not bend it, crush it, or submerge it in liquids.
- Do not leave it in direct sunlight or near a radiator or other source of heat.
- Be sure to take an occasional rest break during extended play.
- Keep this compact disc clean. Always hold the disc by the edges and keep it in its protective case when not in use. Clean the disc with a lint-free, soft, dry cloth, wiping in straight lines from center to outer edge. Never use solvents or abrasive cleaners.

This product has been rated by the Entertainment Software Rating Board. For information about the ESRB rating, or to comment about the appropriateness of the rating, please contact the ESRB at 1-800-771-3772.

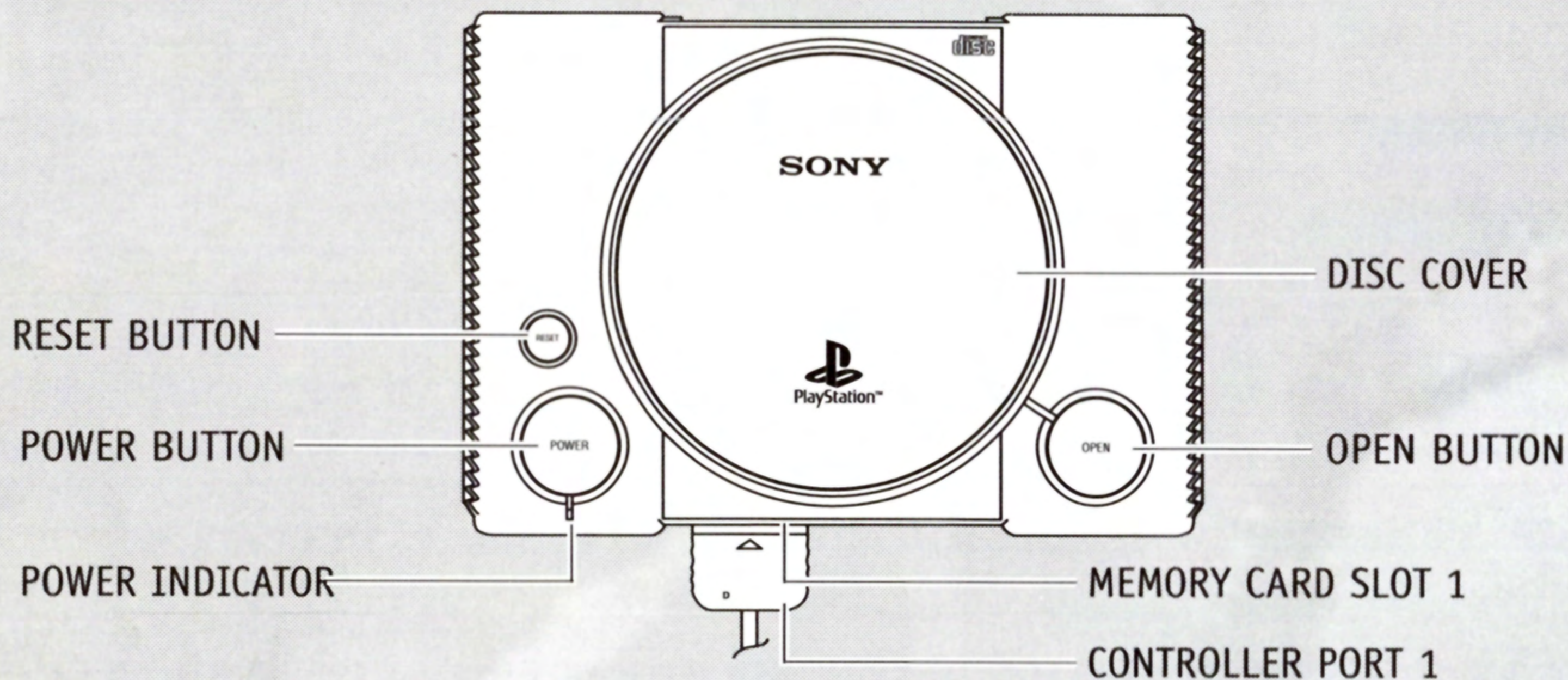


# CONTENTS

<b>STARTING THE GAME</b> .....	<b>2</b>
<b>CONTROL SUMMARY</b> .....	<b>3</b>
<b>INTRODUCTION</b> .....	<b>5</b>
<b>THE MAIN MENU</b> .....	<b>6</b>
GAME OPTIONS .....	<b>8</b>
NASCAR OPTIONS .....	<b>10</b>
<b>SINGLE RACE MODE</b> .....	<b>13</b>
RACE SETUP MENU .....	<b>13</b>
SINGLE RACE WEEKEND MENU .....	<b>14</b>
<b>DRIVING CONTROLS</b> .....	<b>16</b>
PIT STOP CONTROLS .....	<b>19</b>
PAUSE MENU .....	<b>20</b>
<b>CAR SETUP MENU</b> .....	<b>23</b>
<b>CHAMPIONSHIP SEASON MODE</b> .....	<b>25</b>
<b>CREDITS</b> .....	<b>28</b>

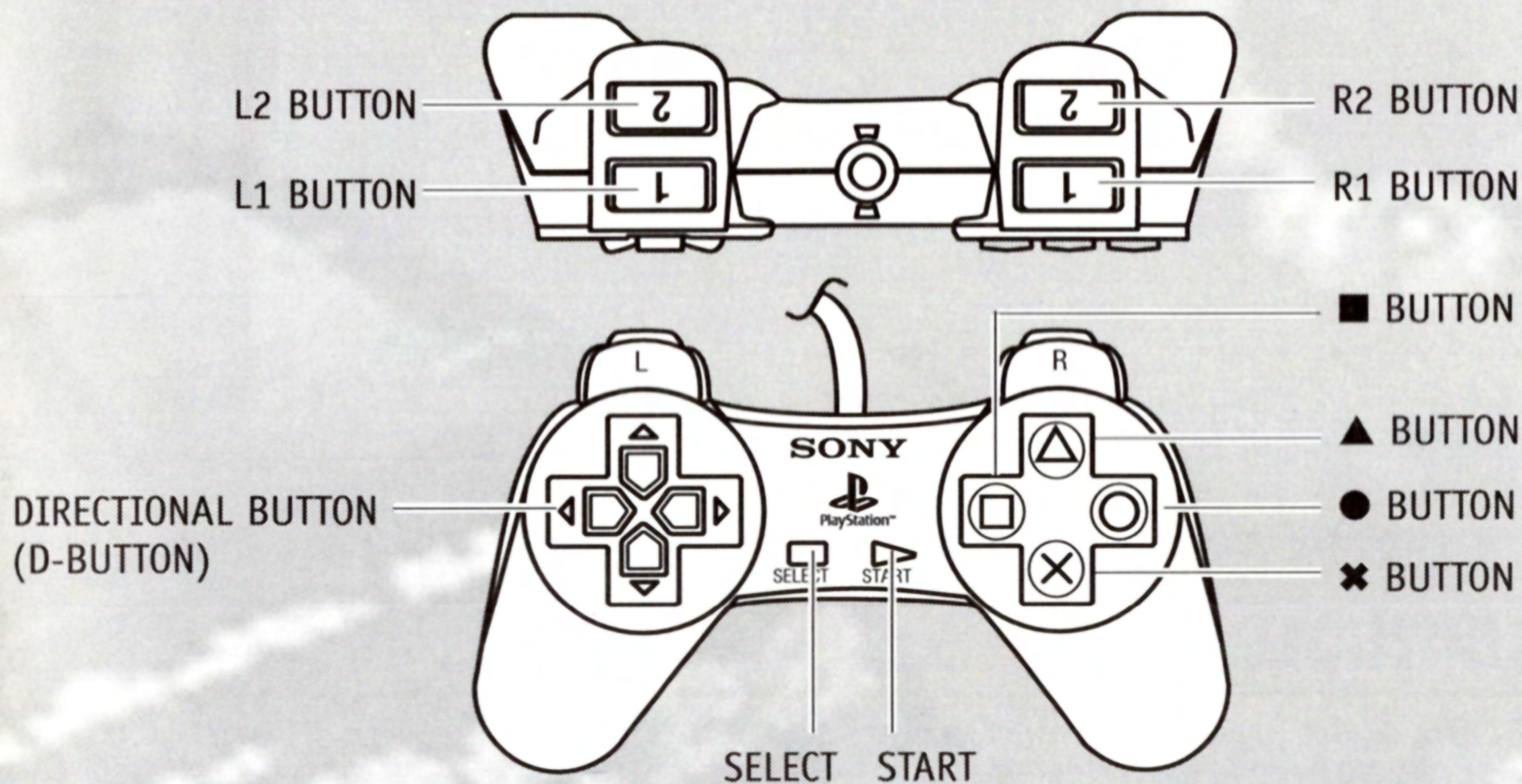
▶ **FOR MORE INFO** about this and other titles, check out EA SPORTS™ on the web at [www.easports.com](http://www.easports.com).

## STARTING THE GAME



1. Set up your PlayStation™ game console according to the instructions in its Instruction Manual. **Make sure the power is OFF before inserting or removing a compact disc.**
2. Insert the *NASCAR™ 98* disc and close the Disc Cover.
3. Insert game controllers and turn on the PlayStation™ game console. The *NASCAR 98* video introduction begins, followed by the *NASCAR 98* title screen.
4. At the *NASCAR 98* title screen, press **START** to advance to the Main menu.
  - ▶ *The Main Menu* on p. 6.
  - ▷ **SOFT RESET:** You can return to the *NASCAR 98* title screen at any time during gameplay by holding down **SELECT**, then pressing and holding **START** for two seconds.

# CONTROL SUMMARY



- ▷ **NOTE:** *NASCAR 98* supports a number of popular analog controllers; however, this section defines commands only for the standard PlayStation controller. If you want to race with an analog controller, ▶ *Analog Controllers*, p. 8.

## MENU CONTROLS

ACTION	COMMAND
Highlight Menu Item	D-Button ↑
Cycle Menu Item Choices	D-Button ↔
Select Menu Item	×
Return to Previous Menu	▲

## DEFAULT DRIVING CONTROLS

---

ACTION	COMMAND
Steer Left/Right	D-Button ↔
Accelerate	✕
Brake	■
Change Driving View	● or L2
Cycle Map/Rear View/Time Overlay	L1
Shift Up/Down	R2/R1

## PIT STOP CONTROLS

---

ACTION	COMMAND
Highlight Pit Service	D-Button ↑
Check/Cancel Tire or Fuel Service	D-Button ↔
Decrease/Increase Downforce	D-Button ↔
Splash and Go	✕ (tire service must be canceled)

▷ **NOTE:** You must select pit stop adjustments before your car stops in its pit space.

## INTRODUCTION

There's a whole lot more to NASCAR than driving fast and turning left. In a relatively short period of time, this one-time sport of moonshiners and rebels has become America's number one draw—its drivers idolized by thousands of fans.

It's easy to identify with NASCAR drivers (they look like us, they talk like us, they even race the same cars we drive to work every day). It's easy, that is, until you witness what they do in person.

Roaring down the straights at speeds exceeding 200 mph; thundering through turns with drivers inches away on either side; reigning in 700 horses, as they bump, grind, and trade paint all the way to the checkered flag.

NASCAR drivers live a different lifestyle than the rest of us, and EA SPORTS brings that lifestyle to you.

### *NASCAR 98* Features:

- Unparalleled power—take on 23 computer-controlled cars at once, or compete head-to-head on a split screen in a field of eight cars.
- Real NASCAR action—accurate drafting physics, three and four wide racing, aggressive computer drivers, and more.
- 24 top NASCAR racers, driving their signature cars.
- 17 tracks, featuring 11 licensed NASCAR circuits, with variable laps—drive up to 600 miles at Charlotte!
- Analog controller support—InterAct™ V3 Racing Wheel™, Mad Catz™ Analog Steering Wheel, Namco® NeGcon™, Asciiware® OPTECH MACH 1™, Sony™ analog controllers, and compatibles.

## THE MAIN MENU

At the *NASCAR 98* Main menu, you can select a game mode, learn about the NASCAR drivers, access options, or view the game credits.



TO HIGHLIGHT  
A MENU ITEM,  
D-BUTTON ↑

TO SELECT  
A MENU ITEM,  
PRESS ✕

ON-SCREEN MENU HELP

- ▶ **NOTE:** Always check the on-screen instructions for menu commands specific to the current menu.



## **SINGLE RACE**

Spend the weekend at your favorite *NASCAR 98* track. As driver and pit crew chief, you can control your race from both sides of the wall. ➤ *Single Race Mode* on p. 13.

## **CHAMPIONSHIP SEASON**

Enter a season at the NASCAR Cup Series level. Accumulate points over a 17-race season on your way to the championship. ➤ *Championship Season Mode* on p. 25.

## **DRIVER INFO**

Check out statistics and background information on all 24 NASCAR drivers featured in the game.

## **GAME OPTIONS**

Configure the general environment for your next race. You can adjust sound, music, controller options, and more. ➤ *Game Options* on p. 8.

## **NASCAR OPTIONS**

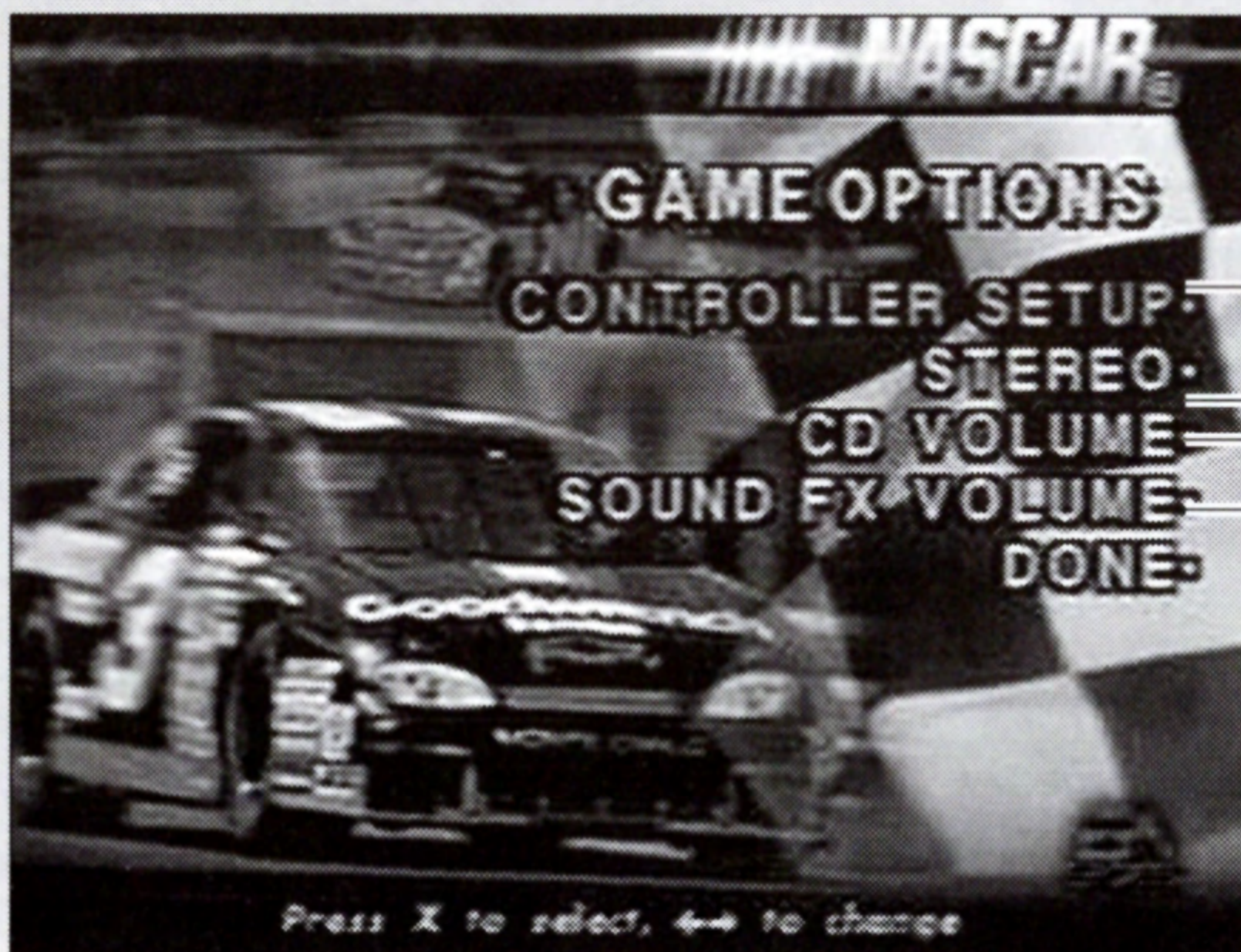
Configure specific race-related features including race length, car damage, and yellow flag options. ➤ *NASCAR Options* on p. 10.

## **CREDITS**

View a list of the folks on the EA SPORTS pit crew who turn the bolts and make the games.

## GAME OPTIONS

From the Game Options menu, you can select an alternative controller setup and adjust three different audio options.



TO CYCLE  
MENU ITEMS,  
D-BUTTON ←→

TO ACCESS  
A VOLUME ITEM,  
PRESS X

▷ **NOTE:** Default options appear in bold in this manual.

### CONTROLLER SETUP

*NASCAR 98* features multiple controller configurations. If you want to try a different setup, go to the Controller Setup screen and choose another.

### ANALOG CONTROLLERS

Analog controllers deliver a more realistic driving experience than their digital counterparts because they allow for gradual control, rather than simple on/off functions. *NASCAR 98* recognizes a number of popular analog controllers.

### To calibrate an analog controller:

1. Insert the game controller(s) and turn on the PlayStation game console.
2. Go to the Controller Setup screen and scroll the controller options until your device appears on the screen.
  - If your controller has an Analog/Digital switch, it must be set to Analog to appear on the screen.
  - If your controller does not appear, choose the most similar option.
3. Press **START** to select the configuration you want. The Calibration screen appears.
4. Follow the instructions on the Calibration screen, then press **START** to accept.

### **STEREO/MONO**

Set *NASCAR 98* music and sound effects to **MONO** or **STEREO**. To hear stereo sound, your TV must be equipped for stereo.

### **CD VOLUME**

Use the D-Button to set the CD Music/CD Announcer sound level.

### **SOUND FX VOLUME**


Use the D-Button to set the in-game sound effects level.

### **DONE**

Return to the previous screen.

## NASCAR OPTIONS

NASCAR options affect the authenticity level and complexity of the race. By adjusting these options, you can customize *NASCAR 98* to your style of play.



TO CYCLE  
MENU ITEMS,  
D-BUTTON ←→

TO ACCESS  
PHYSICS/AI  
SETTINGS,  
PRESS ✕

### RACE LENGTH

Set the length of your next race. Race length appears as the percentage of a regulation event. (e.g., 100% is the distance driven on that circuit in an actual NASCAR race.) Check the track overlay for lap equivalents.

## DAMAGE

Set Damage OFF for invincible cars, ON for realistic results from collisions and the possibility of being knocked out of a race, or **LTD** (limited) for cars that sustain damage but continue racing if they flip or lose a tire.

- ▷ **EA TIP:** If your car becomes damaged in a collision and you can make it back into the pits, your crew completes all necessary repairs.

## YELLOW FLAG

When Damage is set to ON, the Yellow Flag option becomes available.

**YELLOW FLAG ON** If a car stalls or gets knocked out of a race, the yellow flag appears. While the yellow flag is out, your car enters auto-pilot mode and the field runs under caution. When the course is clear, the green flag appears and you resume control of your car.

**YELLOW FLAG OFF** If a car breaks down, the race continues uninterrupted while the track is cleared.

## BREAKDOWN

Set Breakdown ON or **OFF**. With Breakdown ON, pushing a car beyond its limits may result in a blown engine.

## BEST LINE

Set Best Line **ON** or OFF. When you set Best Line ON, the oil drippings and rubber laid down by previous cars marks the best racing line around the track.

## TIME DISPLAY

Set Time Display **ON** or **OFF**. Time Display presents current split times and time differentials.

### SPLIT TIME

Tracks are divided into four equal quadrants, or traps. When you complete a trap, *NASCAR 98* records the elapsed time. After the first completed lap, Time Display compares your current trap time to your best time through the same trap, and displays the difference.

**TIME DIFFERENTIAL** The time differential pop-up appears each time you pass the Start/Finish line. Time differential displays the name of the driver behind you and his time deficit and the driver ahead of you along with his advantage.

## PHYSICS/AI SETTINGS

Set your car's performance relative to the other cars on the track.

### ARCADE

You have the clear advantage.

### SIMULATION

Every car's performance level is identical.

### CUSTOM

You can change any option to make the game easier or more difficult to beat.

## DONE

Exit the NASCAR Options menu and return to the previous screen.

## **SINGLE RACE MODE**

It's not part of the NASCAR Cup Series, but it's a lot more than just a race. You can log practice laps, qualify for grid position, and work on your car setup—all before the race starts!

- When you choose SINGLE RACE from the Main menu, the Race Setup menu appears.

## **RACE SETUP MENU**

At the Race Setup menu, you choose the most basic features of your next race: how many players, which track you want to travel to, and which car you're going to drive when you get there.

### **ONE PLAYER/TWO PLAYERS**

Choose the number of players. In a **ONE PLAYER** race, one player faces 23 drivers on a full screen. If you have two controllers plugged in, you can select **TWO PLAYERS** and race on a split screen against six computer-controlled cars.

### **SELECT CAR**

Select from 24 of the top NASCAR cars. Each driver races his signature ride, so when you choose a car, you assume the identity of that car's driver.

### **SELECT TRACK**

*NASCAR 98* features 17 tracks from which to choose including 8 fast ovals and 9 winding road courses.

## **NASCAR OPTIONS**

► *NASCAR Options* on p. 10.

## **SPEED COMP (TWO PLAYER ONLY)**

Helps trailing cars catch the leader when **ON**.

## **COMPUTER CARS (TWO PLAYER ONLY)**

Toggle 6 computer opponents **ON/OFF**.

## **DONE**

Accept the Race Setup. The Single Race Weekend menu appears.

## **SINGLE RACE WEEKEND MENU**

Before the race, you can modify your car setup, run practice laps, qualify for starting grid position, and set options. When you're ready, you can start the race; when it's over, you can view track records.

## **RACE SETUP**

Return to the Race Setup menu.

## **CAR SETUP**

Adjust your car settings for optimum performance on the selected track. You can access the Car Setup menu before practicing and return to it at any time prior to the race. ► *Car Setup Menu* on p. 23.

## **PRACTICE**

Drive an unlimited number of solo laps (well, up to 1,000) around the selected track. You can get a feel for the track, experiment with different setups, and work on pit strategies.



- When you choose PRACTICE, a track diagram appears.
- To advance to the track, press **START** when the indicator appears.
  - *Driving Controls* on p. 16.

## QUALIFY

Take one solo trip around the track to record your lap time. Your time is compared to the other drivers' times to determine your position in the starting grid.

- When you choose QUALIFY, your opponents' best lap times appear.
- To get down to the track, press **START** when the indicator appears.
  - *Driving Controls* on p. 16.
- After you qualify, the Qualifying Results appear, followed by the Car Setup menu.
  - *Car Setup Menu* on p. 23.
- To begin the race, select DONE.

## RACE

Take to the track to find out how you match up against professional NASCAR drivers in their trademark machines. If you chose not to qualify, you start in the last position in the starting grid.

- When you choose RACE, the starting grid scrolls, row by row. The driver with the pole position appears on the left side of the first row.
- To get down to the track, press **START** when the indicator appears.
  - *Driving Controls* on p. 16.
- After your race, the Race Results appear, followed by the Single Race Weekend menu.

## GAME OPTIONS

► *Game Options* on p. 8.

## VIEW RECORDS

Following a race, you can view records set on each track. *NASCAR 98* tallies the win/loss record and best lap time for each driver.

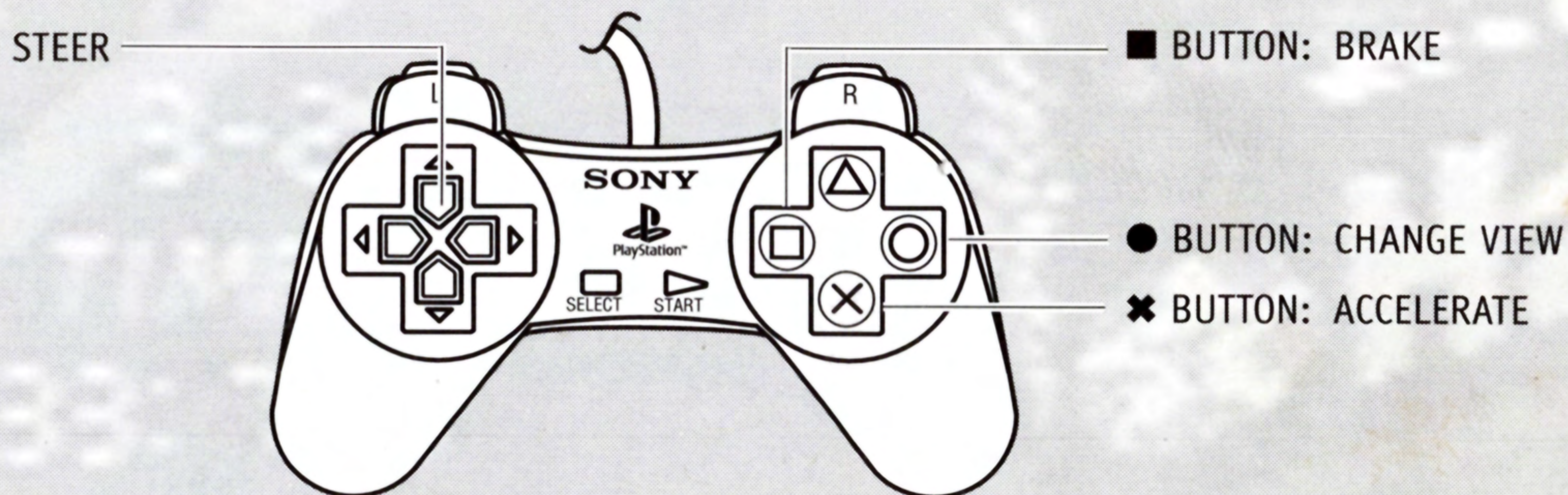
## TO MAIN MENU

Return to the Main menu.

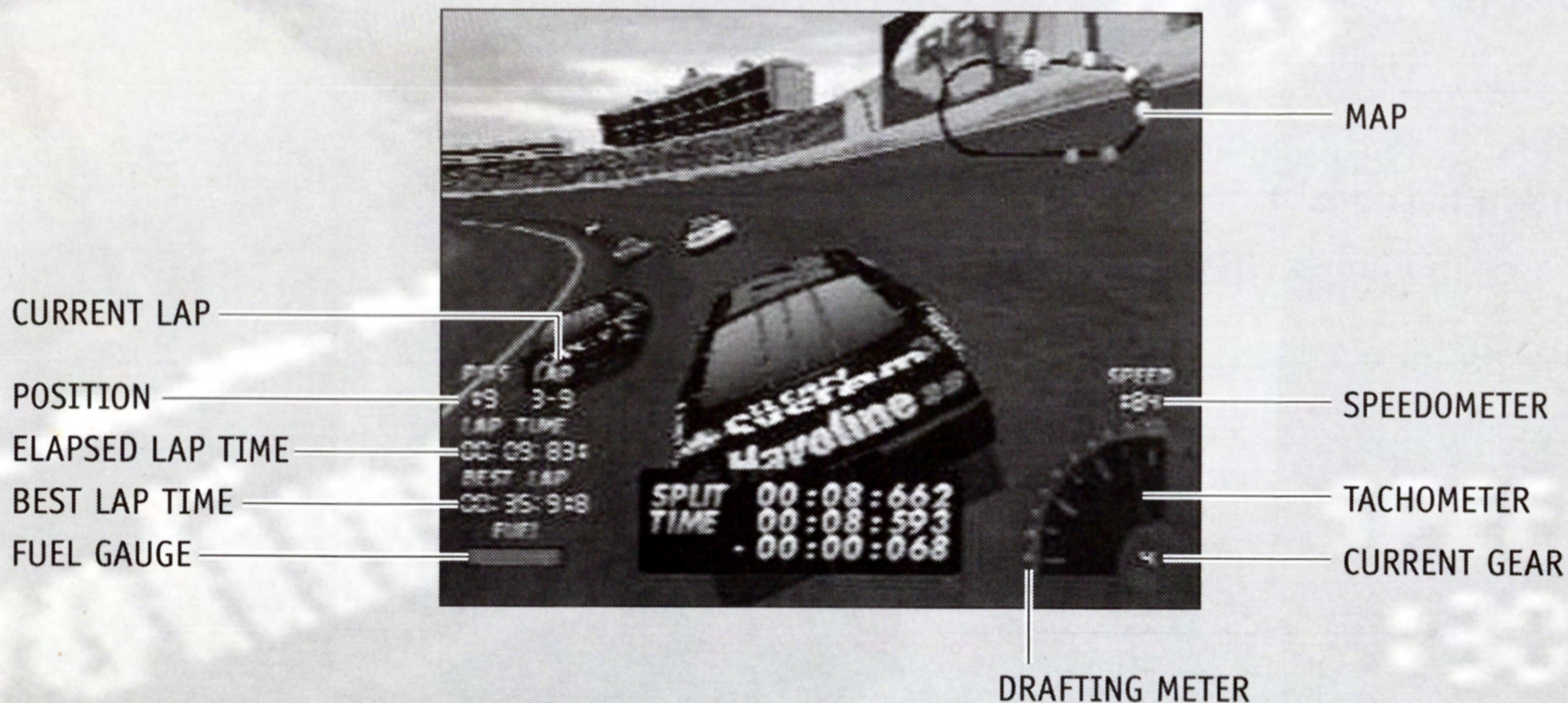

# DRIVING CONTROLS

Driving controls are consistent throughout all *NASCAR 98* game modes.

- **NOTE:** While you can choose from four controller configurations, only the defaults are described in the following section.



- **EA TIP:** D-Button  $\leftrightarrow$  is equivalent to a quarter turn of a steering wheel. Use the diagonals for more precision (e.g., D-Button  $\nearrow$  for easier turning; D-Button  $\swarrow$  for harder turning).



## DRAFTING

In auto racing, drafting is driving as close as possible to the car in front of you, so the lead car cuts through the air and you follow in its wake. While drafting, you conserve fuel and power because you can afford to ease off the accelerator a bit. When you're ready to pass the lead car, pull out and hit the gas—you'll slingshot right past!

- When you catch a car's draft the draft meter lights up, increasing as the draft increases.

## MAP & REAR VIEW OVERLAYS

When you're on the circuit, a map overlay appears in the upper-right corner of the screen. You can replace the track map with a rear view mirror or turn it off altogether.

- To cycle overlay options, press **L1**.

## DRIVING VIEWS

*NASCAR 98* features multiple driving views including an In-the-Car camera with accurate dashboard gauges. During a race, you can cycle views on the fly.

- To change your driving view, press **●** or **L2**.

BEST LAP TIME

ELAPSED LAP TIME

POSITION

CURRENT LAP

TOTAL LAPS



CURRENT GEAR

TACHOMETER

FUEL GAUGE

IN-THE-CAR CAMERA

## PIT STOP CONTROLS

Once you enter the pit, your racing view changes to the In-the-Car view, the Pit menu appears, and your car enters auto-pilot mode. A standard pit stop refuels the car and changes all four tires.

You have several seconds to decide which pit services you want, as your car automatically observes the pit lane speed limit and steers into its pit stall.

▷ **EA TIP:** Once your car comes to a stop, you can make no further changes.

### Use the Pit menu to adjust your pit services:

- To toggle the fuel or tire service **ON/OFF**, move the red arrows  $\updownarrow$  to the appropriate service, then D-Button  $\leftrightarrow$ . When a service is highlighted, it's ON.
- To adjust wedge or rear spoiler downforce, move the red arrows to it, then D-Button  $\leftrightarrow$ .
- For a "Splash and Go" pit, turn off all services except Fuel. Keep an eye on your fuel gauge. When you think you've taken enough, hit the accelerator and go.

## THE PAUSE MENU

The Pause menu appears when you pause a race. At the Pause menu, you can view an instant replay, check race statistics, get a detailed breakdown of your performance, adjust sound options, or quit the race.

- To pause a race, press **START**.



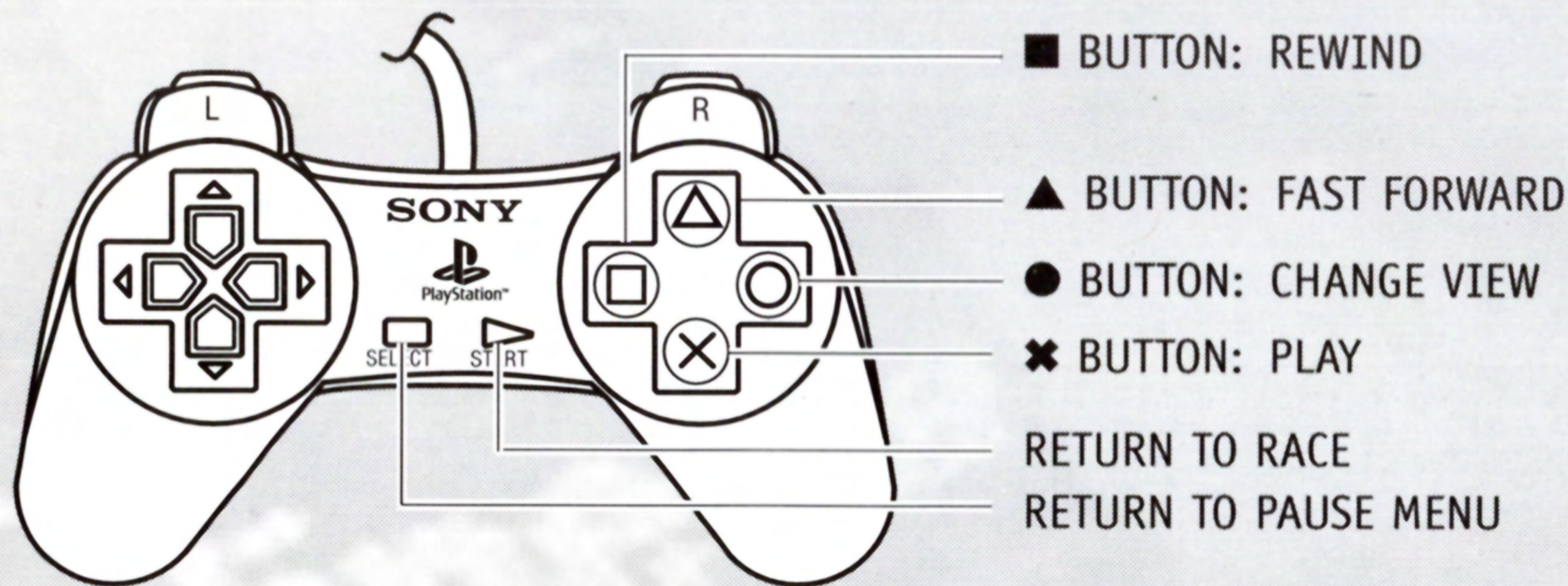
TO SELECT A PAUSE MENU ITEM,  
MOVE THE RED ARROWS TO THE ITEM, THEN PRESS **X**

## RESUME RACE

Exit the Pause menu and return to the track.

## INSTANT REPLAY

True to its TV-style presentation, *NASCAR 98* lets you view instant replays from multiple camera angles.



## RACE STATISTICS

During a race you can access Race Statistics to check each driver's position, current lap, and time (or number of laps) behind the leader.

- Press ✕ to exit this screen.

## NASCAR TIMING

NASCAR Timing displays a diagram of the current track along with extensive information on the race in progress.

- Press ✕ to exit this screen.

NASCAR Timing & Scoring	
BEST LAP: #1	ELAPSED
TRAP 1	00:13:325
TRAP 2	00:11:700
TRAP 3	00:11:612
FINISH	00:10:868
TOTAL	00:47:506
CAR SETUP: REAR SPOILER: +0.0 WEDGE: +0.0	
DRIVER AND TRACK: <i>Kenny Wallace at California</i>	

Diagram labels: LAP INFO (points to BEST LAP: #1), TIME/SPEED INFO (points to ELAPSED), CAR SETUP (points to REAR SPOILER and WEDGE), DRIVER AND TRACK (points to Kenny Wallace at California).

- To cycle forward/back through the best three laps, press ●/■.
- To cycle Elapsed Time, Speed, and Accumulated Time, press ▲.

## SOUND OPTIONS

Turn sound effects and music **ON/OFF**, adjust the volume, and set the sound to **MONO** or **STEREO**.

## QUIT


Quit the race. When you select QUIT, a message appears prompting you to confirm your decision.

- To quit the race, select YES.
- In Single Race mode, the Race Results Screen appears, followed by the Race Setup menu.
- In Championship Season mode, *NASCAR 98* distributes championship points to the drivers, and the Season menu appears.



## CAR SETUP MENU

Driving around the track is the easy part; most races are won or lost in the garage. Finding the optimum car setup takes experience and patience. As crew chief, you'll develop a real understanding of car physics and aerodynamics as you keep getting your car a little bit better.



TO HIGHLIGHT  
A MENU ITEM,  
D-BUTTON ↑

TO CYCLE  
MENU ITEMS,  
D-BUTTON ←→

TO CONTINUE,  
HIGHLIGHT DONE  
AND PRESS X

### AUTO/MANUAL TRANS

Set your car to **AUTO** (automatic) or **MANUAL** transmission. If your car has a manual transmission, you are responsible for shifting gears.

### MPH/KM/H

Measure speed in **MPH** (miles per hour) or **KM/H** (kilometers per hour).

## TIRES

Set the amount of air pressure in your tires. More air pressure increases handling but tires wear out quickly. Less pressure increases the distance between pit stops because your tires last longer.

## REAR SPOILER

Adjust the amount of downforce on your car's back end. Less downforce increases top speed and gas mileage, but loosens up the rear end. More downforce increases handling by decreasing tire slide, but top speed is sacrificed.

## WEDGE

The wedge controls the car's suspension through weight distribution. Less wedge reduces weight off the outside rear tire, making the suspension feel "loose" through the turns. More wedge increases the weight, tightening the handling and giving the car more "push."

**RUNNING LOOSE** When a car is running loose, it oversteers. In other words, the back end wants to come around as you try to turn, as if you were driving on ice.

**PUSHING** A pushing car runs tight. When you try to turn the car, instead of following the racing line to the inside of the track, the car wants to head for the wall.

## GEAR RATIOS

Low end acceleration lets your car move quickly through the gears, thereby increasing acceleration out of corners and slow spots. High end gear ratios are beneficial on tracks with little or no slowdown because your car doesn't require downshifting into the lower gears.

## CHAMPIONSHIP SEASON MODE

Take on the world's best stock car drivers in the NASCAR Cup Series. After each event, *NASCAR 98* awards points determined by final positions. Points are tallied throughout the season, and the driver with the highest total at the end of the 17-race schedule wins the NASCAR Cup championship.

- When you choose CHAMPIONSHIP SEASON from the Main menu, the Season menu appears.
- To start a season, choose NEW SEASON. The Season Setup menu appears.

## SEASON SETUP MENU

### SELECT CAR

Choose the car and driver you want.

### DONE

Accept the Season Setup. The NASCAR Options menu appears. ➤ *NASCAR Options* on p. 10.



- When you've set your NASCAR options, select DONE. Veteran racing analyst Bob Jenkins presents his expert track report along with a track diagram. The Race Weekend follows.

## RACE WEEKEND MENU

The options that appear on the Race Weekend menu are identical to those on the Single Race Weekend menu. ➤ *Single Race Weekend Menu* on p. 14.

## SEASON MENU

At the Season menu, you can begin a new season, view season information and stats, and move on to the next race in an existing season.

### NEW SEASON

Sign up for a new NASCAR Cup Series.

### LOAD SEASON

- ▷ **NOTE:** Never insert or remove a memory card when loading or saving files.

Load a saved season in progress. When you choose LOAD SEASON, the Load Season overlay appears with a list of all the games currently saved to your memory card.

- To load a season, highlight it in the list, then press **✕** twice to accept and return to the Season menu with your next race ready to go.

## SAVE SEASON

Save your season progress up to the last completed race. When you choose SAVE SEASON, the Save Season overlay appears with your season labeled by the next scheduled track.

### To enter a custom season name:

1. Press **X** to access the cursor.
2. D-Button **↔** to move the cursor.
3. D-Button **↑** to cycle characters.
  - To clear a name, press **●**.
4. Press **X** twice to accept the name and return to the Season menu.
  - To cancel, press **■**.

▷ **NOTE:** You can save up to 15 seasons in one memory block per memory card. If your memory card is full, a message appears indicating this. You must exit *NASCAR 98* and free one memory block or save over an existing season.

### To save over an existing season:

1. D-Button **↑** to select a season to overwrite.
2. Follow the steps for entering a custom season name.

## VIEW SEASON INFO

Review the season schedule. As you progress through the series, *NASCAR 98* records the statistical data for each track.



## VIEW STANDINGS

Check your championship point total and see where you stand in the challenge for the NASCAR Cup.

## NEXT RACE

Move on to the next scheduled race in your championship season.

## EXIT SEASON

Return to the Main menu.

# CREDITS

## AT STORMFRONT STUDIOS

**Design Team**

Mark A. Fong, Masami Yamada, Jim Larsen, Sergio Lobato

**Project Leader**

Mark A. Fong

**Programming Team**

Michael Chow, Mark A. Fong, Masami Yamada

**Art Team**

Machael Barber, Michael Cincotta, Olga Chudnovsky,  
John Chui, Hugo Kobayashi, William Sullivan

**Intro & Reward Sequence**

Bill Boyer, Olga Chudnovsky

**Video Design**

**Art Directors**

Sergio Lobato, Jim Larsen

**Technical Director**

Mark A. Fong

**Sound Design**

Sean Carson, Andrew Boyd, Audible Images

**Additional Pit Crew Commentary**

P.J. Snavelly

**Special Thanks to**

Steve Borstead, Will Beckman, Donna Miller Buchignani, Kenneth Hai-Ping Chao, Katie Jack, Joyce Kamimura, Pat Killingsworth, Edith Scott, Randall Stevenson, Jeanne Young

**Executive in Charge of Production**

Don L. Daglow

**Development Executive**

Masami Yamada

## **AT ELECTRONIC ARTS**

**Created by  
Design Team**

**Executive Producer**

**Producer**

**Line Producer**

**Assistant Producer**

**Product Analyst**

**Testers**

**Technical Producer**

**Product Manager**

**Documentation & Driver Bios**

**Documentation Layout**

**Media Lab**

**Quality Assurance Testing**

**Race Introductions and**

**In-game Commentary**

**Music**

**Original Music**

High Score Entertainment

Michael Pole, Dave Ross, Jeff Haas, Cody Murry,  
Michael Williams, Chris Novak, Joe Quilici

Michael Pole

Dave Ross

Jeff Haas

Cody Murry

Joe Quilici

Bruce Brand, Steve Cabana, Donald Chu, Simon Hall, Brian Kingsley,  
Charles Park

Ken Zarifes

Craig Howe

Bill Scheppler

Corinne Mah

Murray Allen, Jerry Newton and Eric Kornblum (Video),  
Mark Farley and Ken Felton (Audio)

Rebecca Colbourn, Big John Hanley, Steve "Stampy" Stamps

Bob Jenkins

"Flirtin' with Disaster"—Performed by Molly Hatchet  
Courtesy of Epic Records by arrangement with Sony Music Licensing

"Flirtin' with Disaster"—Written by Banner Thomas,  
Danny Brown and David Hlubek  
Published by Mr. Sunshine Music, Inc.

"NASCAR Shuffle", "Straightaway", "Solo Run", and "Goin' South"—  
Composed, written, and arranged by Steve Goldstein

*Electric Guitar:* Waddy Wachtel

*Electric Guitar:* Burton Averre

*Harmonica:* Chris Smith

*Drums:* David Platshon

*Keyboards:* Steve Goldstein

Recorded and mixed at O'Henry Studios, Burbank, CA

Steve Goldstein courtesy of Fat Box, Inc.

"First Place" written, composed, and performed by Dave O'Neil

Electric guitar solo performed by Brendan Whelan

**Atlanta Motor Speedway &  
Darlington Raceway Video  
and Audio Crew**

**Opening Movie Video Footage**

**Driver photographs provided by  
Licensing Consultants**

**Additional Car Art**

**Special Thanks to**

**Executive in Charge of Production**

*The Lingner Group:* Greg Oldham, Ken Martin

*Chet Burks Productions:* Kara Wert, Jack Carbone,  
John Strickland, Tom Young, and J.P. Beaty

Fabulous Footage, Inc.

Pinnacle Brands, Inc., NASCAR

*Sports Management Network:* John Caponigro,  
Mark Hoppen, Michael Ellison

*Motorsports Decisions Group:* Danielle Randall, Christine Randall, Tom  
Cotteleer

Eric DeSantis

Atlanta Motor Speedway, Darlington Raceway, California Speedway, Blake  
Davidson; Paul Brooks, Liz Schlosser,

George Pyne, Brian France, The Lingner Group, Chet Burks Productions,  
Caboose Productions, Doug Bland, Scott Wheeler, Robert Gonzales, James  
Kennedy, Michael Shaffer, Patrick O'Brien, Harald Seeley, Jeff Litz, Chip  
Lange, Glenn Chin, Charlie Scibetta, Steve Ou, John Guevara, Pam Seawell,  
Kathy Tarnutzer, Alison Ross

Scott Orr

## **ELECTRONIC ARTS LIMITED WARRANTY**

Electronic Arts warrants to the original purchaser of this Electronic Arts software product that the medium on which this computer program is recorded is free from defects in materials and workmanship for a period of ninety (90) days from the date of purchase. This Electronic Arts software program is sold "as is," without express or implied warranty of any kind, and Electronic Arts is not liable for any losses or damages of any kind resulting from use of this program. Electronic Arts agrees for a period of ninety (90) days to either repair or replace, at its option, free of charge, any Electronic Arts software product, postage paid, with proof of purchase, at the Electronic Arts Warranty Department. This warranty is not applicable to normal wear and tear. This warranty shall not be applicable and shall be void if the defect in the Electronic Arts software product has arisen through abuse, unreasonable use, mistreatment or neglect.

**LIMITATIONS**—This warranty is in lieu of all other warranties and no other representations or claims of any nature shall be binding on or obligate Electronic Arts. Any implied warranties applicable to this software product, including warranties of merchantability and fitness for a particular purpose, are limited to the ninety (90) day period described above. In no event will Electronic Arts be liable for any special, incidental, or consequential damages resulting from possession, use or malfunction of this Electronic Arts software product.

Some states do not allow limitations as to how long an implied warranty lasts and/or exclusions or limitations of incidental or consequential damages so the above limitations and/or exclusions of liability may not apply to you. This warranty gives you specific rights, and you may also have other rights which vary from state to state.



## NOTICE

Electronic Arts reserves the right to make improvements in the product described in this manual at any time and without notice.

This manual and the software described in this manual are copyrighted. All rights are reserved. No part of this manual or the described software may be copied, reproduced, translated, or reduced to any electronic medium or machine-readable form without the prior written consent of Electronic Arts, P.O. Box 7578, San Mateo, California 94403-7578, Attn: Customer Support.

**RETURNS WITHIN 90 DAY WARRANTY PERIOD**—To replace defective media within the 90-day warranty period, send the defective media, a copy of the original sales receipt, a return address, and a small note describing the difficulties you are experiencing to Electronic Arts' address below. If the software media was damaged through misuse or accident, you will need to follow the returns after warranty policy detailed below.

**RETURNS AFTER WARRANTY**—To replace defective media after the ninety (90) day warranty period has expired, send the original CD to Electronic Arts' address below. Enclose a statement of the defect, your name, your return address, and a check or money order for \$15.00.

Electronic Arts Customer Warranty, P.O. Box 7578, San Mateo, CA 94403-7578

**If you have warranty questions**, you can also contact Customer Warranty via e-mail at [cswarranty@ea.com](mailto:cswarranty@ea.com) or phone at (650) 572-2352.

If you need technical assistance with this product, call us at (650) 578-0316 Monday through Friday between 8:30–11:45 AM or 1:00–4:30 PM, Pacific Standard Time.

**EA Tech Support Fax:** (650) 286-5080

## HOW TO REACH US ONLINE

**Internet E-mail:** [support@ea.com](mailto:support@ea.com)

**World Wide Web:** Access our Web Site at <http://www.ea.com>

**FTP:** Access our FTP Site at [ftp.ea.com](ftp://ftp.ea.com)

If you live outside of the United States, you can contact one of our other offices.

In **Australia**, contact:

Electronic Arts Pty. Ltd.

P.O. Box 432

Southport Qld 4215, Australia

In the **United Kingdom**, contact:

Electronic Arts Ltd.

P.O. Box 835

Slough SL3 8XU, UK

Phone (753) 546465.

In **Australia:** For Technical Support and Game Hints and Tips, phone the EA HOTLINE:

1 902 261 600 (95 cents per min.) CTS 7 days a week 10 AM–8 PM.

If you are under 18 years of age parental consent required.



**FOR INFORMATION ON HOW YOU CAN OBTAIN AN ANALOG CONTROLLER, CONTACT:**

InterAct Accessories, Inc.

www.interact-acc.com

(410) 238-2424

(411) email: support@gameshark.com

Mad Catz, Inc.

www.madcatz.com

(800) 659-2287

email: tech@madcatz.com

**Driver and track proprietary notices**

NASCAR is a registered trademark of National Association for Stock Car Auto Racing, Inc.

"Cat" and "Caterpillar" are registered trademarks of Caterpillar Inc. "David Green" name, signature and likeness used under license granted by Advantage Management, Inc.

"Circuit City" trademark; "Hut Stricklin" name, signature and likeness, and likeness of #8 Stavola Brothers Racing Team are used under license.

"Citgo" and Citgo logo are trademarks of Citgo Petroleum Corporation and are used under license.

"Dale Earnhardt" name, signature and likeness, and likeness of the #3 Richard Childress Racing Team car are used under license.

"Dale Jarrett" name, signature and likeness; and likeness of the #88 Robert Yates Racing Team are used under license.

"DuPont" trademark, "Jeff Gordon" name, signature and likeness; and likeness of Hendrick Motorsports Team #24 are used under license granted by Jeff Gordon, Inc. (1997 JG Motorsports, Inc.)

"Exide Batteries" trademarks, "Roush Racing" and "Jeff Burton" name and/or likeness by authority of Roush Racing.

"Goodyear" (& winged foot design) & "Eagle" are trademarks of the Goodyear Tire & Rubber Co., Reproduced by permission.

"Hot Wheels" is a trademark owned by and used under license (with permission) from Mattel, Inc. ©1997 Mattel, Inc. All rights reserved.

"Interstate Batteries" trademark; and "Bobby Labonte" name, signature and likeness; and likeness of Joe Gibbs Racing Team #18 are used under license granted from Redline Sports Marketing, Inc.

"John Andretti" name, signature and likeness; likeness of the #98 Cale Yarborough Racing car; and the RCA trademark are used under license.

"K-mart" trademark; "RC Cola" trademark; "Jeremy Mayfield" name, signature and likeness, and likeness of the #37 Kranefuss-Haas Racing Team are used under license.

"Kellogg's" trademark; "Terry Labonte" name, signature and likeness; and likeness of Hendrick Motorsports Team #5 are used under license granted by Kellogg Company and Hendrick Motorsports, TM, ©1997 Kellogg Company

"Kyle Petty" name, signature and likeness; and likeness of the #44 PE2 Racing Team car are used under license.

"McDonald's" and "the golden arches design," are registered trademarks of McDonald's Corporation.

"McDonald's" trademark, "Bill Elliott" name, signature and likeness; and likeness of the #94 Bill Elliott Racing Team are used under license granted by Advantage Management, Inc.



"Michael Waltrip" name, signature and likeness; and likeness of the #21 Wood Brothers Racing car are used under license.

"Mike Skinner" name, signature and likeness, and likeness of the #31 Richard Childress Racing Team car are used under license.

"Pennzoil" trademark; "Johnny Benson" name, signature and likeness; and likeness of Bahari Racing Team #30 are used under license granted from Bahari Racing.

"Primestar" trademark, "Family Channel" trademark, "Roush Racing" and "Ted Musgrave" name and/or likeness by authority of Roush Racing.

"QVC" trademark; "Geoff Bodine" name, signature and likeness are used under license granted by G.E.B. Inc.

"Ricky Craven" name, signature and likeness; and likeness of Hendrick Motorsports Team #25 are used under license granted by Hendrick Motorsports.

"Rusty Wallace" is a registered trademark of Rusty Wallace, Inc. And is used under license.

"Square D" and [d] are registered trademarks of Square D company. "Kenny Wallace" name, signature and likeness and likeness of #81 Filmar Racing Team are licensed by TMDG, Harrisburg, NC.

"Sterling Marlin" name and likeness, Morgan McClure Motorsports, Kodak, Gold and Trade Dress are trademarks licensed to Electronic Arts, Inc. By Eastman Kodak Company.

"Texaco," "Robert Yates Racing" trademarks, and Ernie Ivan name and likeness are used by permission of Texaco Refining and Marketing, Inc., Robert Yates Promotions, Inc., and Ernie Ivan.

"Valvoline" trademarks, "Roush Racing" and "Mark Martin" name and/or likeness by authority of Roush Racing.

"Ward Burton" name, signature and likeness; and likeness of Bill Davis Racing Team car #22 are used under license granted by Ward Burton and Bill Davis Racing.

#2 Ford Motorsports Thunderbird, the "Penske" and "Penske

Auto Center" trademarks are the property of Penske Racing South or its affiliates and are used under license.

All other car, team and driver images, trademarks and other intellectual property are used under license from their respective owners.

#### **Tracks:**

"Watkins Glen" and "Talladega" are registered trademarks of International Speedway Corporation, used under license from Daytona Properties.

"Pocono Raceway" is the registered trademark of Pocono International Raceway, Inc.

Atlanta Motor Speedway, Bristol Motor Speedway, Charlotte Motor Speedway, Texas Motor Speedway, Sears Point Raceway and the SMI Globe design are trademarks of Speedway Motorsports, Inc., used under license.

The rights to use the name, marks, and track layout of California Speedway and Michigan Speedway are granted under license from subsidiaries of Penske Motorsports, Inc.

InterAct and V3 Racing Wheel are trademarks of InterAct Accessories, Inc.

Mad Catz is a trademark of Mad Catz, Inc.

Namco is a registered trademark and NeGcon is a trademark of Namco.

Asciiware is a registered trademark and OPTECH MACH 1 is a trademark of ASCII Entertainment Software, Inc.

PlayStation, and the PlayStation logo are trademarks of Sony Computer Entertainment Inc.


Sony is a registered trademark of Sony Corporation.

Software and documentation © 1997 Electronic Arts.

Electronic Arts, the Electronic Arts logo, EA SPORTS, the EA SPORTS logo and "If it's in the game, it's in the game" are trademarks or registered trademarks of Electronic Arts in the U.S. and/or other countries. All rights reserved.



# NHL 98



AMAZING GRAPHICS



AWESOME GAMEPLAY



## SMARTER

- ▶ Stanley Cup® Proven Intelligence from Colorado Avalanche™ Coach Marc Crawford
- ▶ On-the-Fly Coaching Strategies
- ▶ NEW Powerplays, Forechecking, Backchecking and Perfect Player Positioning

## FASTER

- ▶ Blazing NEW Engine with Motion Blending™ Technology
- ▶ One-Timers, Glass Breaking Checks
- ▶ User Controlled Shot Deflections

## NHL® HOCKEY

- ▶ All the NHL Teams, Logos and Over 700 Players
- ▶ Tournament Format—Create Your Own or Play with 45 Teams
- ▶ Play-by-Play and Color Commentary from Real NHL Announcers

Software © 1997 Electronic Arts, 1450 Fashion Island Blvd. San Mateo, CA 94404-2064. All rights reserved. EA SPORTS, the EA SPORTS logo, Motion Blending and "If it's in the game, it's in the game" are trademarks or registered trademarks of Electronic Arts in the U.S. and/or other countries. All rights reserved. National Hockey League, NHL, the NHL shield and Stanley Cup name and logo are registered trademarks of the National Hockey League and are used under license by Electronic Arts. Officially Licensed Product of the National Hockey League. All NHL logos and marks and team logos and marks depicted herein are the property of the NHL and the respective teams and may not be reproduced without the prior written consent of NHL Enterprises, L.P. © 1997 NHL. NHLPA, National Hockey League Players' Association and the logo of the NHLPA are trademarks of the NHLPA and are used under license by Electronic Arts. © NHLPA Officially Licensed Product of the National Hockey League Players' Association.

Licensed by Sony Computer Entertainment America for use with the PlayStation game console. PlayStation and the PlayStation logos are trademarks of Sony Computer Entertainment Inc. The ratings icon is a trademark of the Interactive Digital Software Association. Manufactured and printed in the U.S.A. THIS SOFTWARE IS COMPATIBLE WITH PLAYSTATION GAME CONSOLES WITH THE NTSC U/C DESIGNATION. U.S. AND FOREIGN PATENTS PENDING. 777205



If it's in the game,  
it's in the game.™